

Weekly Newsletter



FINANCIAL
FREEDOM
FRATERNITY

WWW.VOLATILITYGAME.COM DATE 02.04.2023

RVCC Parameters	02/04/23	26/03/23
PE	20.44	19.97
MG	84.85	84.22
RSI65	47.66	44.63
FII net open Interest	-ve 1.35 Lakh	-ve 2.90 lakh
NIFTY	17360	16945

The equity market trend is negative. Two consecutive positive, Monday positive will be good for short term positivity of market. Nifty Resistance 17800 Nifty Support 16828/16747

Even Overnight funds and Short term plans will give a 6%+ return. Daily/ Weekly Charts are negative. Monthly are still positive. Continue SIP investing with 10yrs plus view for very good returns. Invest only in debt if the view is less than 3 yrs.

RVCC Parameters

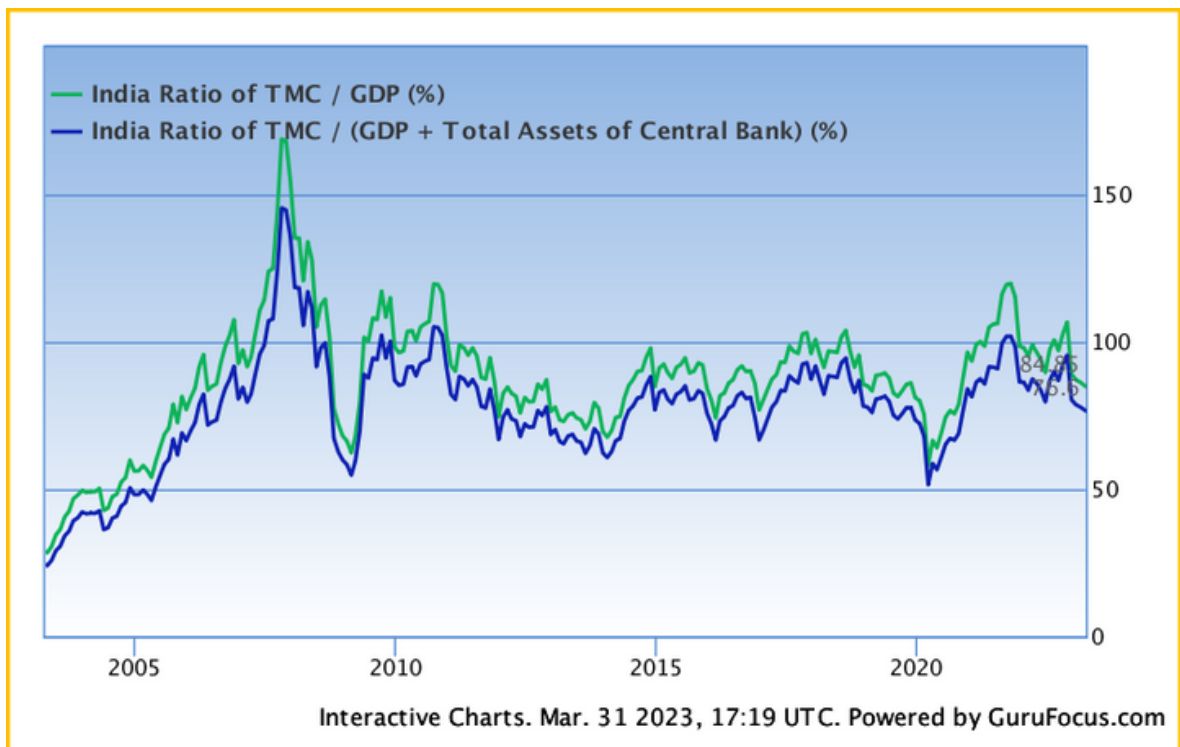
Market Capitalisation to GDP Ratio of India

Based on these historical valuations, we have divided market valuation into five zones:

Ratio = Total Market Cap / GDP	Valuation
Ratio ≤ 62%	Significantly Undervalued
62% < Ratio ≤ 80%	Modestly Undervalued
80% < Ratio ≤ 98%	Fair Valued
98% < Ratio ≤ 115%	Modestly Overvalued
Ratio > 115%	Significantly Overvalued
Where are we today (2023-03-31)?	Ratio = 84.85% , Fair valued

Based on these modified historical valuations, we have divided market valuation into five zones:

Ratio = Total Market Cap / (GDP + Total Assets of Central Bank)	Valuation
Ratio ≤ 56%	Significantly Undervalued
56% < Ratio ≤ 71%	Modestly Undervalued
71% < Ratio ≤ 87%	Fair Valued
87% < Ratio ≤ 103%	Modestly Overvalued
Ratio > 103%	Significantly Overvalued
Where are we today (2023-03-31)?	Ratio = 76.6% , Fair valued



Source

<https://volatilitygame.com/>

<https://www.valuestocks.in/en/nifty-trend>

<https://www.investing.com/charts/live-charts>

<https://www.gurufocus.com/global-market-valuation.php?country=IND>

RVCC Parameters



Increase Debt & Precious metal Exposure

23rd Jan 2022- 17617 Nifty Negative Trend

8th March 2022- 15863

17th March 2022- 17287 Positive Trend

5th April 2022- 17957

18th April 2022- 17173 Negative/ Neutral Trend

29th May onwards positive/ neutral

19th June onwards positive

18th July onwards continuous positive

21st Aug onwards neutral to negative this week at least

27th Aug onwards Investing region

23rd Sep Very Negative for the markets.

14th Oct Closing Positive above 13EMA - invest

11th Nov Book gradual profit and Debt allocation recommended

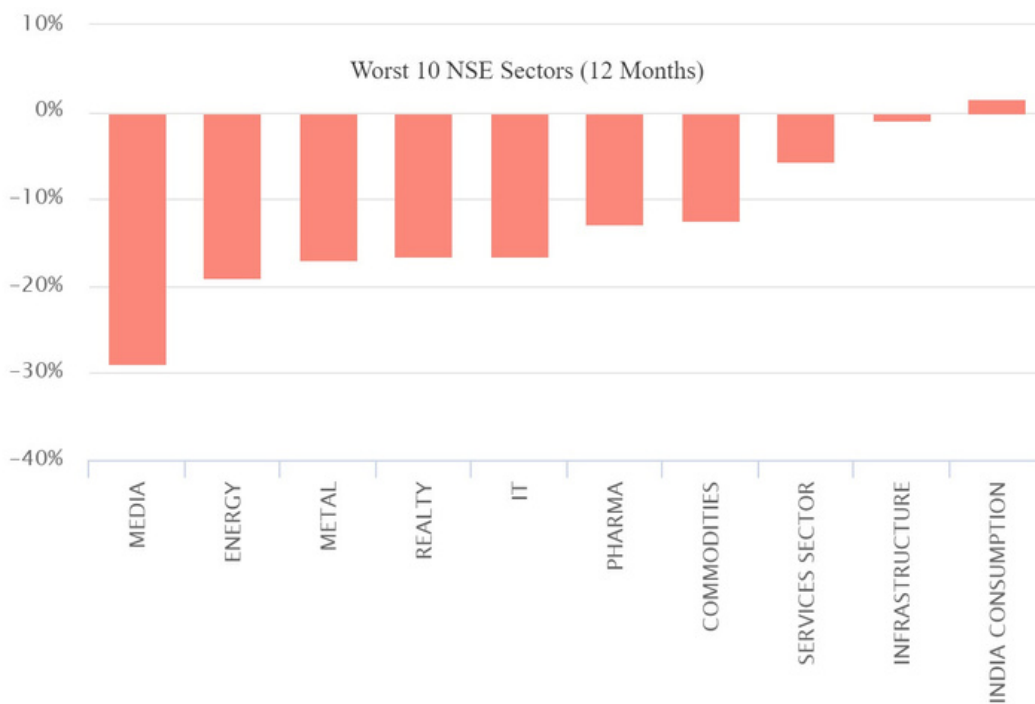
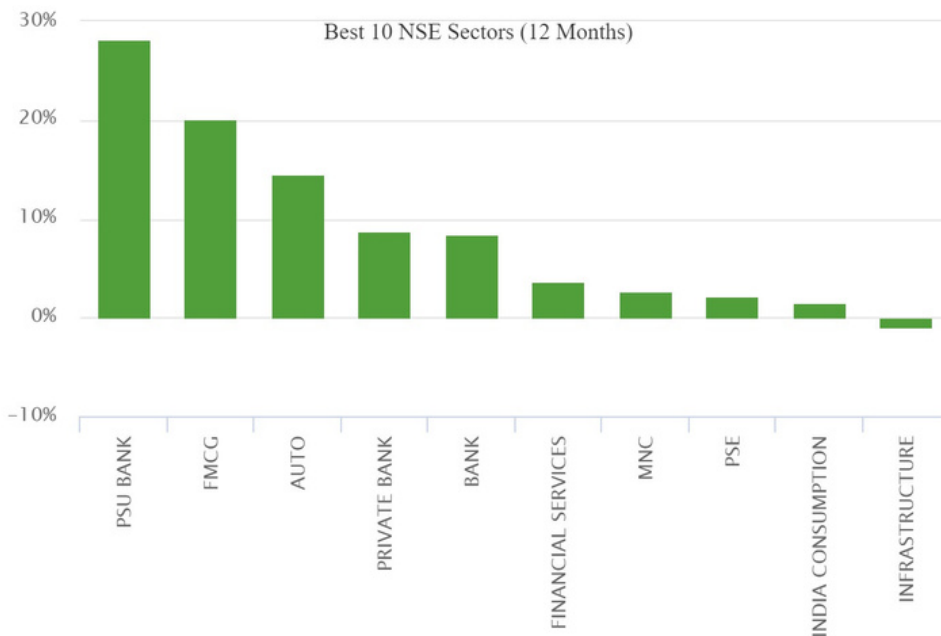
9th Dec 1st closing below the 13EMA and 23rd Dec Confirms negative

markets. Jan 2023 Continues to be negative.

5th Feb 2023 Budget positivity may not last if FII do not square off the short positions. April 2023 is the month to observe all asset classes.



INDEX	LEVEL	TODAY	TODAY %	31-Mar	MTD	YTD
Nifty 50	17,359.75			1.63%	0.32%	-4.12%
BSE Sensex	58,991.52		0.00%	1.78%	0.05%	-3.04%
BSE 500	23,160.01		0.00%	1.48%	0.33%	-5.88%
Nifty 500	14,557.85		0.00%	1.48%	0.27%	-5.77%
<input type="checkbox"/> BSE <input checked="" type="checkbox"/> NSE						
Nifty Next 50	37,797.75		0.00%	1.39%	1.46%	-10.41%
Nifty Midcap 100	30,035.15		0.00%	0.87%	-0.27%	-4.68%
Nifty SmallCap 100	8,994.75		0.00%	1.61%	-1.76%	-7.57%
India VIX	12.93		0.00%	-5.07%	-7.77%	-13.05%
USD/INR	82.03			-0.20%	-0.66%	-0.82%
GBP/INR	101.72			0.59%	2.46%	1.70%



From The VC Dashboard- Dynamic Bond Fund

Scheme Name	1M	3M	6M	1Y	3Y	5Y	7Y	10Y
Nippon India Dynamic Bond Fund-Growth Plan-Growth Option	0.47	1.11	3.14	2.98	4.82	5.92	6.39	7.01
Axis Dynamic Bond Fund - Regular Plan - Growth Option	0.72	1.24	3.45	3.11	5.15	7.05	7.2	7.56
Aditya Birla Sun Life Dynamic Bond Fund - Growth - Regular Plan	0.81	1.47	3.17	7	6.68	5.21	5.63	6.89
ICICI Prudential All Seasons Bond Fund - Growth	0.45	1.37	3.22	5.11	6.21	7.5	8.71	9.24
HSBC Dynamic Bond Fund - Regular Growth	0.95	1.5	0	0	0	0	0	0
SBI Dynamic Bond Fund - Regular Plan - Growth	1.35	1.43	3.47	5.4	4.75	7.05	7.45	7.34
HDFC Dynamic Debt Fund - Growth Option	0.61	1.25	2.55	3.27	6.29	5.29	5.78	6.76
Category Average	0.33	0.73	2.36	3.06	1.80	1.59	1.73	1.81

Scheme Name	Sov	AAA	AA	A	YTM	Av Mat	Dur
Nippon India Dynamic Bond Fund-Growth Plan-Growth Option	97.07	0	0	0	7.64	0	7.39
Axis Dynamic Bond Fund - Regular Plan - Growth Option	31.62	59.33	0	0	7.57	0	7.09
Aditya Birla Sun Life Dynamic Bond Fund - Growth - Regular Plan	31.67	17.38	12	0	7.79	0.5	3.31
ICICI Prudential All Seasons Bond Fund - Growth	43.02	8.34	16.35	0	7.18	0.25	8.15
HSBC Dynamic Bond Fund - Regular Growth	42.47	52.77	0	0	7.41	0.5	3.81
SBI Dynamic Bond Fund - Regular Plan - Growth	72.05	0	0	0	7.32	0.25	10.03
HDFC Dynamic Debt Fund - Growth Option	73.61	8.66	0	0	6.09	0	5.57
Category Average	18.26	10.07	1.19	0.03	3.22	0.06	1.37

Disclaimer:

This report has been prepared on the basis of data available with us and we have taken all precautions so that there are no errors and lapses. However, we do not assume any liability for actions taken on the basis of this report. The user is advised to verify the contents of the report independently. Past performance may or may not be sustained in future.

Mutual fund investments are subject to market risks, read all scheme related documents carefully.


Selective Thematic Fund- Gold & Silvers


Fund Performance

Scheme Name	1M	3M	6M	1Y	3Y	5Y	7Y	10Y
Nippon India Silver ETF FOF-Regular Plan- Growth Option	2.72	1.34	19.4	-3.05	0	0	0	0
ICICI Prudential Silver ETF Fund Of Fund - Growth	2.37	1.44	19.16	-3.2	0	0	0	0
Aditya Birla Sun Life Silver ETF FOF-Regular Growth	1.17	21.95	22.52	0	0	0	0	0
Edelweiss Gold and Silver ETF FOF - Regular Plan - Growth	2.96	4.7	18.32	0	0	0	0	0
Axis Silver Fund of Fund -Regular Plan- Growth Option	3.03	1.59	0	0	0	0	0	0
Motilal Oswal Gold and Silver ETFs Fund of Funds-Regular Plan	3.09	5.77	0	0	0	0	0	0
HDFC Silver ETF Fund of Fund - Growth Option	2.29	0.95	0	0	0	0	0	0
Category Average	-1.32	-2.40	-0.80	0.95	6.97	2.63	3.08	2.81

Disclaimer- MF Schemes are subject to market risk. The above funds is nor a suggestion nor a recommendation. Pls follow RVCC parameters and basic fundamental analysis before investing into a MF scheme or consult an expert for incidental advice. Past returns are not a gurantee for future returns.

INTRODUCING
VOLATILITY GAME 2.0
CSR
LAUNCHING





FINANCIAL FREEDOM FRATERNITY

4TH FFF CONFERENCE

In Association With

THE ECONOMIC TIMES

30TH SEPTEMBER TO 2ND OCTOBER 2023

— **VENUE** —

JWMarriott Sahar , Mumbai

THEME

ELIMINATE, AUTOMATE & DELEGATE

Registration link <https://rzp.io/l/tV748t9cRJ>

Coming to Delhi soon

FACE

FINANCIAL ADVICE COMMUNICATION EMPOWERMENT

- > BECOME AN INFLUENCER
- > KNOW THE FORMULA
- > GET COACHED ON DEVELOPMENT OF CONTENT, SPEECH, BODY LANGUAGE, ATTITUDE AND TONALITY
- > COMMUNICATE BEST FUNDAMENTALLY SUITABLE FUND
- > INCREASE YOUR BOOK SIZE WITH APPROPRIATE COMMUNICATION

TIME

10 AM
TO
5 PM

FACILITATOR



KANAK KR JAIN
Author Trainer and
Volatility Coach



For VC's and FFF Pro Members

MASTER CLASSES

IN 12 MONTH FFF PROFESSIONAL COACHING & MENTORING PROGRAM

VIRTUALLY

- MF Analysis & Ratio analysis
- Equity Analysis & Fundamentals
- Debt MF analysis
- Financial planning
- Retirement Planning
- Tax planning
- Estate planning
- Communication Mastery
- Advance selling skills
- Doing successful Investor Meets
- Technical analysis session



www.volatilitygame.com

For MFDs and Students who are doing BCom/ BBA/
MBA

MANAGEMENT DEVELOPMENT PROGRAMME



CERTIFICATION JOINTLY BY



Wealth Management
Through Gamification

with

REBALANCE
STRATEGY

A Joint Certification On
Wealth Management
Through Gamification

With

REBALANCE STRATEGY

PROFESSIONAL DEVELOPMENT PROGRAM



9 Modules On 9 Days (18 Hrs)

- Volatility Game
- Debt Volatility Game
- Technical Analysis Game
- Fundamental Analysis Game
- Derivatives & Options
- Mutual Fund Analysis Game
- Vision Game
- Influencers Game
- Financial Planning



**Over 2200
Certificants so far
and Counting**



**Over 200 RVCC
Authorised
Trainer
across India**